

1ST GRADE
Place value activity workbook

This Book Belongs To

.....

.....

.....

.....

PLACE VALUE

1. Understanding Place Value:

- ★ Place value is the concept that each digit in a number holds a specific value based on its position.

Consider the number 357.

In this number:

- The digit 7 is in the ones place, representing a value of 7.
- The digit 5 is in the tens place, representing a value of 5 tens, or 50.
- The digit 3 is in the hundreds place, representing a value of 3 hundreds, or 300.

So, the number 357 can be understood as:

3 hundreds (300) + 5 tens (50) + 7 ones (7) = 357

Each digit's position in the number determines its value relative to the other digits, showcasing the concept of place value.

2. Importance of Place Value:

PLACE VALUE

- Mastery of place value is foundational in building strong mathematical skills.
- It lays the groundwork for understanding larger mathematical concepts like addition, subtraction, strong mathematical skills.
- Developing proficiency in place value enhances critical thinking and problem-solving abilities.

3. Benefits of this Workbook:

- **Engaging Activities:** Our workbook is filled with interactive exercises and games designed to make learning fun and accessible.
- **Concept Reinforcement:** Through a variety of activities, children will solidify their understanding of place value.
- **Skill Progression:** The workbook is structured to gradually increase in complexity, ensuring a smooth learning progression.

4. Target Audience:

PLACE VALUE

- This workbook is tailored for Grade 1 students, providing them with a solid foundation in place value concepts.
- It caters to diverse learning styles, making it suitable for both classroom use and home schooling environments.

5. Parent and Educator Support:

- Clear instructions and guidance are provided throughout the workbook, allowing parents and educators to support children effectively.
- Additional tips and suggestions are included to enhance the learning experience and facilitate meaningful interactions.

By engaging with this workbook, children will not only grasp the fundamentals of place value but also develop confidence and enthusiasm for mathematics, setting them on a path towards mathematical success.

RECOGNITION OF PLACE VALUES

Complete the sentences to add the tens and ones:

Example: $20 + 3 = 23$

tens	ones
2	3

___ + ___ = ___

tens	ones
4	6

___ + ___ = ___

tens	ones
6	5

___ + ___ = ___

tens	ones
8	7

___ + ___ = ___

tens	ones
3	9

___ + ___ = ___

tens	ones
7	7

___ + ___ = ___

tens	ones
5	4

RECOGNITION OF PLACE VALUES

Complete the sentences to add the tens and ones:

Example: $50 + 4 = 54$

tens	ones
5	4

___ + ___ = ___

tens	ones
3	8

___ + ___ = ___

tens	ones
8	5

___ + ___ = ___

tens	ones
5	5

___ + ___ = ___

tens	ones
2	9

___ + ___ = ___

tens	ones
6	1

___ + ___ = ___

tens	ones
7	0

RECOGNITION OF PLACE VALUES

Complete the sentences to add the tens and ones:

Example: 40 + 6 = 46

tens	ones
4	6

___ + 2 = ___

tens	ones
5	2

___ + 7 = ___

tens	ones
6	7

___ + 8 = ___

tens	ones
2	8

___ + 1 = ___

tens	ones
7	1

___ + 1 = ___

tens	ones
8	1

___ + 6 = ___

tens	ones
5	6

RECOGNITION OF PLACE VALUES

Complete the sentences to add the tens and ones:

Example: 90 + 0 = 90

tens	ones
9	0

___ + 5 = ___

tens	ones
5	5

___ + 0 = ___

tens	ones
4	0

___ + 7 = ___

tens	ones
4	7

___ + 8 = ___

tens	ones
8	8

___ + 2 = ___

tens	ones
3	2

___ + 9 = ___

tens	ones
6	9

RECOGNITION OF PLACE VALUES

Complete the sentences to add the tens and ones:

Example: $40 + \underline{5} = 45$

tens	ones
4	5

$60 + \underline{\quad} = 65$

tens	ones
6	5

$70 + \underline{\quad} = 70$

tens	ones
7	0

$40 + \underline{\quad} = 47$

tens	ones
4	7

$80 + \underline{\quad} = 88$

tens	ones
8	8

$30 + \underline{\quad} = 32$

tens	ones
3	2

$60 + \underline{\quad} = 69$

tens	ones
6	9

RECOGNITION OF PLACE VALUES

Complete the sentences to add the tens and ones:

Example: $70 + \underline{5} = \underline{75}$

tens	ones
7	5

$90 + \underline{\quad} = \underline{\quad}$

tens	ones
9	3

$70 + \underline{\quad} = \underline{\quad}$

tens	ones
7	0

$50 + \underline{\quad} = \underline{\quad}$

tens	ones
5	9

$40 + \underline{\quad} = \underline{\quad}$

tens	ones
4	7

$80 + \underline{\quad} = \underline{\quad}$

tens	ones
8	2

$60 + \underline{\quad} = \underline{\quad}$

tens	ones
6	6

RECOGNITION OF PLACE VALUES

Complete the sentences to add the tens and ones:

Example: $30 + \underline{1} = \underline{31}$

tens	ones
3	1

$20 + \underline{\quad} = \underline{\quad}$

tens	ones
2	3

$80 + \underline{\quad} = \underline{\quad}$

tens	ones
8	5

$70 + \underline{\quad} = \underline{\quad}$

tens	ones
7	9

$50 + \underline{\quad} = \underline{\quad}$

tens	ones
5	6

$40 + \underline{\quad} = \underline{\quad}$

tens	ones
4	8

$90 + \underline{\quad} = \underline{\quad}$

tens	ones
9	2

RECOGNITION OF PLACE VALUES

Complete the sentences to add the tens and ones:

$$\underline{\quad} + \underline{\quad} = \underline{\quad}$$

tens	ones
4	9

$$\underline{\quad} + 9 = \underline{\quad}$$

tens	ones
7	9

$$30 + \underline{\quad} = 30$$

tens	ones
3	0

$$64 + \underline{\quad} = \underline{\quad}$$

tens	ones
6	4

$$\underline{\quad} + \underline{\quad} = \underline{\quad}$$

tens	ones
7	9

$$\underline{\quad} + 8 = \underline{\quad}$$

tens	ones
5	8

$$30 + \underline{\quad} = \underline{\quad}$$

tens	ones
3	6

$$80 + \underline{\quad} = 88$$

tens	ones
8	8

UNDERSTANDING PLACE VALUE

In mathematics, every digit in a number has a place value. The value of every digit in a number is different based on its position. In other words, the position of a digit in a number determines its value.

It is important to understand that whilst a digit can be the same, its value depends on where it is in the number.

Place value is the value of a digit according to its position in the number such as ones, tens, hundreds and so on.

For example, the place value of 7 in 6473 is 7 tens or 70. However, the place value of 7 in 7643 is 7 thousand or 7,000.

Here, we can see that a digit can be the same, but its value depends on its position in the number.

UNDERSTANDING PLACE VALUE

Place value of a number:

6	7	4	3		6 thousands
					7 hundreds
					4 tens
					3 ones

6 7 4 3

= six thousand, seven hundred and forty-three

= $(6 \times 1000) + (7 \times 100) + (4 \times 10) + (3 \times 1)$

= $6000 + 700 + 40 + 3$

= **6 7 4 3**

thousands	hundreds	tens	ones
6	7	4	3
6000	700	40	3

UNDERSTANDING PLACE VALUE

Example on Place Value:

What is the place value of 3 in the number 73,618?

The place value of 3 in 73,618 is 3000 (three thousand).

For example,

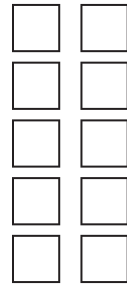
In 36,527, the number 3 is in the ten thousands place and represents 3 ten thousands or 30,000, the number 6 is in the thousands place and represents 6 thousands or 6,000, the number 5 is in the hundreds place and represents 5 hundreds or 500, the number 2 is in the tens place and represents 2 tens or 20; and the number 7 is in the ones place and represents 7 ones or 7.

VISUAL PLACE VALUE

Fill in the blanks to find the amount:

Example:

tens



1

ones




5

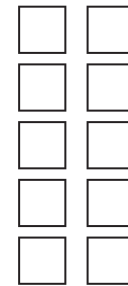
tens




ones



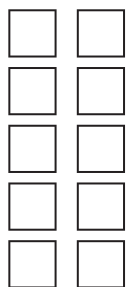
tens



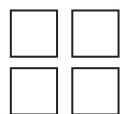
ones



tens



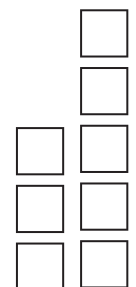
ones



tens



ones



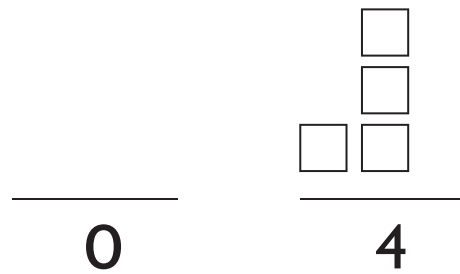
VISUAL PLACE VALUE

Fill in the blanks to find the amount:

Example:

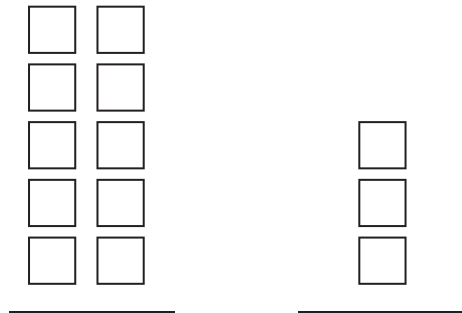
tens

ones



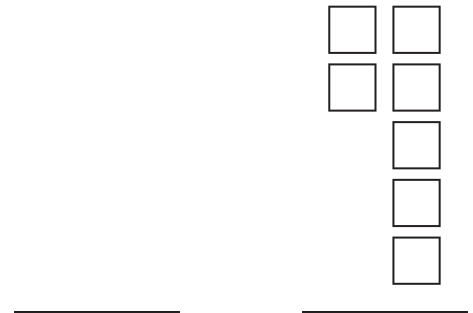
tens

ones



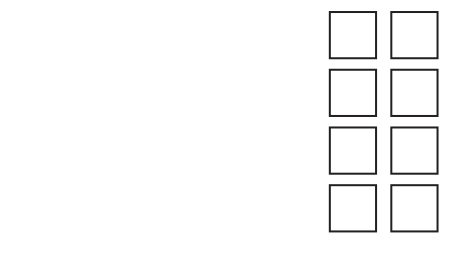
tens

ones



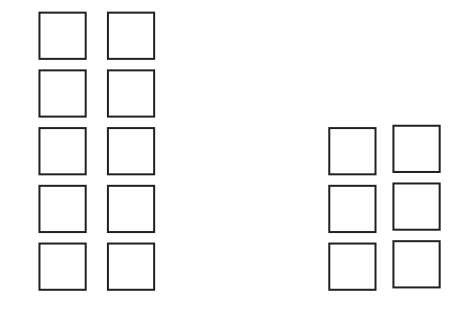
tens

ones



tens

ones

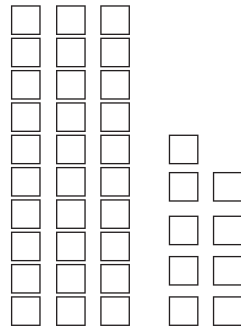


VISUAL PLACE VALUE


Identifying Tens and Ones

Count the rods and blocks. Write your answers in each blank.

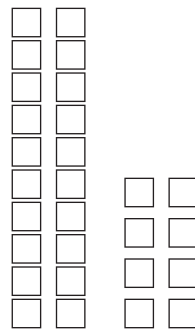
Example:



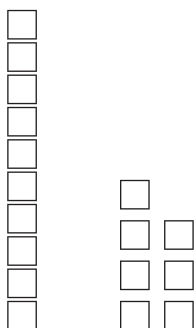
$$\begin{array}{r}
 \text{tens } \underline{3} \\
 \text{ones } \underline{9} \\
 = \underline{39}
 \end{array}$$




$$\begin{array}{r}
 \text{tens } \underline{\quad} \\
 \text{ones } \underline{\quad} \\
 = \underline{\quad}
 \end{array}$$



$$\begin{array}{r}
 \text{tens } \underline{\quad} \\
 \text{ones } \underline{\quad} \\
 = \underline{\quad}
 \end{array}$$



$$\begin{array}{r}
 \text{tens } \underline{\quad} \\
 \text{ones } \underline{\quad} \\
 = \underline{\quad}
 \end{array}$$




$$\begin{array}{r}
 \text{tens } \underline{\quad} \\
 \text{ones } \underline{\quad} \\
 = \underline{\quad}
 \end{array}$$

VISUAL PLACE VALUE

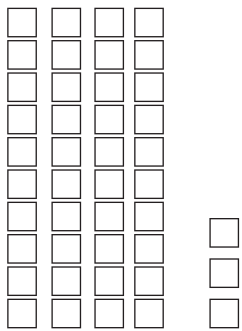
Identifying Tens and Ones

Count the rods and blocks. Write your answers in each blank.

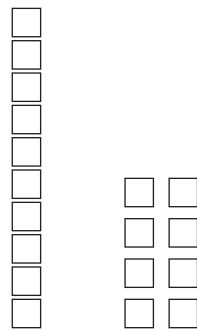
Example:



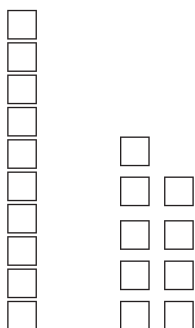
$$\begin{array}{r}
 \text{tens } \underline{0} \\
 \text{ones } \underline{9} \\
 = \underline{9}
 \end{array}$$



$$\begin{array}{r}
 \text{tens } \underline{\quad} \\
 \text{ones } \underline{\quad} \\
 = \underline{\quad}
 \end{array}$$



$$\begin{array}{r}
 \text{tens } \underline{\quad} \\
 \text{ones } \underline{\quad} \\
 = \underline{\quad}
 \end{array}$$



$$\begin{array}{r}
 \text{tens } \underline{\quad} \\
 \text{ones } \underline{\quad} \\
 = \underline{\quad}
 \end{array}$$




$$\begin{array}{r}
 \text{tens } \underline{\quad} \\
 \text{ones } \underline{\quad} \\
 = \underline{\quad}
 \end{array}$$

VISUAL PLACE VALUE

Identifying Tens and Ones

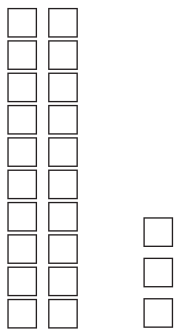
Count the rods and blocks. Write your answers in each blank.

Example:



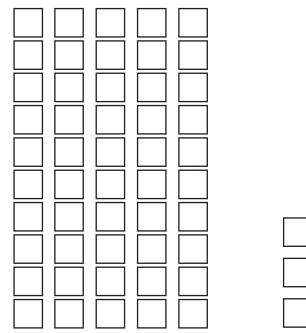
How Many ?

= 45



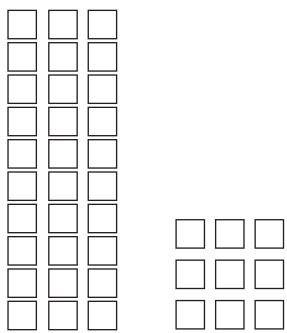
How Many ?

=



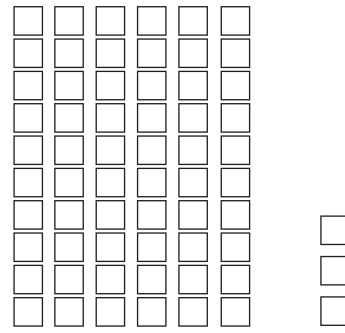
How Many ?

=



How Many ?

=



How Many ?


=

VISUAL PLACE VALUE

Identifying Tens and Ones

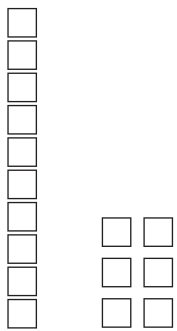
Count the rods and blocks. Write your answers in each blank.

Example:




How Many ?

= 30



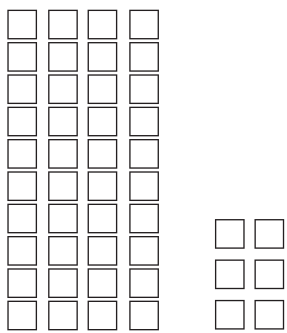
How Many ?

=



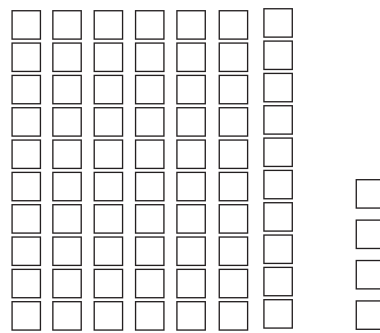
How Many ?

=



How Many ?

=



How Many ?

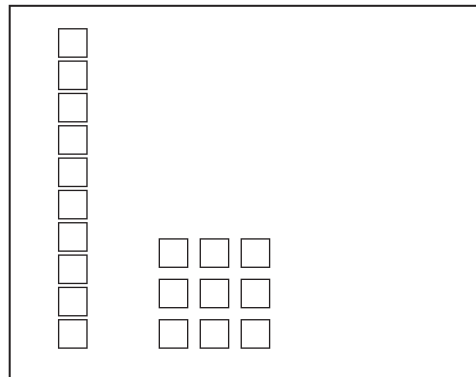
=

VISUAL PLACE VALUE

Identifying Tens and Ones

Represent the number below each box by drawing rods (tens) and blocks (ones).

Example:



$= 19$




$= 48$



$= 24$



$= 19$



$= 50$

VISUAL PLACE VALUE

Combining Tens and Ones

Combine the given "tens" and "ones" to create a two-digit number:

Example: 6 tens + 4 ones = **64**

$5 \text{ tens} + 3 \text{ ones} =$

$8 \text{ tens} + 7 \text{ ones} =$

$6 \text{ tens} + 1 \text{ ones} =$

$4 \text{ tens} + 2 \text{ ones} =$

$8 \text{ tens} + 2 \text{ ones} =$

$8 \text{ tens} + 4 \text{ ones} =$

$7 \text{ tens} + 1 \text{ ones} =$

$6 \text{ tens} + 7 \text{ ones} =$

$9 \text{ tens} + 5 \text{ ones} =$

$7 \text{ tens} + 2 \text{ ones} =$

$6 \text{ tens} + 1 \text{ ones} =$

$5 \text{ tens} + 8 \text{ ones} =$

$8 \text{ tens} + 2 \text{ ones} =$

$9 \text{ tens} + 4 \text{ ones} =$

$2 \text{ tens} + 7 \text{ ones} =$

$7 \text{ tens} + 2 \text{ ones} =$

VISUAL PLACE VALUE

Combining Tens and Ones

Combine the given "tens" and "ones" to create a two-digit number:

Example: 3 tens + 0 ones = 30

$2 \text{ tens} + 7 \text{ ones} =$

$9 \text{ tens} + 1 \text{ ones} =$

$8 \text{ tens} + 9 \text{ ones} =$

$6 \text{ tens} + 3 \text{ ones} =$

$2 \text{ tens} + 8 \text{ ones} =$

$3 \text{ tens} + 7 \text{ ones} =$

$8 \text{ tens} + 7 \text{ ones} =$

$8 \text{ tens} + 2 \text{ ones} =$

$4 \text{ tens} + 6 \text{ ones} =$

$9 \text{ tens} + 0 \text{ ones} =$

$6 \text{ tens} + 8 \text{ ones} =$

$4 \text{ tens} + 7 \text{ ones} =$

$7 \text{ tens} + 9 \text{ ones} =$

$3 \text{ tens} + 5 \text{ ones} =$

$1 \text{ tens} + 4 \text{ ones} =$

$8 \text{ tens} + 1 \text{ ones} =$

VISUAL PLACE VALUE

Combining Tens and Ones

Combine the given "tens" and "ones" to create a two-digit number:

Example: 5 tens + 5 ones = 55

$4 \text{ tens} + 5 \text{ ones} =$

$1 \text{ tens} + 8 \text{ ones} =$

$0 \text{ tens} + 7 \text{ ones} =$

$5 \text{ tens} + 6 \text{ ones} =$

$8 \text{ tens} + 2 \text{ ones} =$

$4 \text{ tens} + 4 \text{ ones} =$

$5 \text{ tens} + 3 \text{ ones} =$

$7 \text{ tens} + 0 \text{ ones} =$

$0 \text{ tens} + 6 \text{ ones} =$

$8 \text{ tens} + 4 \text{ ones} =$

$6 \text{ tens} + 7 \text{ ones} =$

$6 \text{ tens} + 6 \text{ ones} =$

$7 \text{ tens} + 7 \text{ ones} =$

$6 \text{ tens} + 5 \text{ ones} =$

$2 \text{ tens} + 9 \text{ ones} =$

$3 \text{ tens} + 2 \text{ ones} =$

VISUAL PLACE VALUE

Combining Tens and Ones

Identify the number of "tens" and "ones" in each given two-digit number:

Example: $32 = \underline{3}$ tens $\underline{2}$ ones

$63 = \underline{\quad} \text{ tens } \underline{\quad} \text{ ones}$

$49 = \underline{\quad} \text{ tens } \underline{\quad} \text{ ones}$

$50 = \underline{\quad} \text{ tens } \underline{\quad} \text{ ones}$

$75 = \underline{\quad} \text{ tens } \underline{\quad} \text{ ones}$

$44 = \underline{\quad} \text{ tens } \underline{\quad} \text{ ones}$

$92 = \underline{\quad} \text{ tens } \underline{\quad} \text{ ones}$

$36 = \underline{\quad} \text{ tens } \underline{\quad} \text{ ones}$

$12 = \underline{\quad} \text{ tens } \underline{\quad} \text{ ones}$

$57 = \underline{\quad} \text{ tens } \underline{\quad} \text{ ones}$

$62 = \underline{\quad} \text{ tens } \underline{\quad} \text{ ones}$

$48 = \underline{\quad} \text{ tens } \underline{\quad} \text{ ones}$

$67 = \underline{\quad} \text{ tens } \underline{\quad} \text{ ones}$

$66 = \underline{\quad} \text{ tens } \underline{\quad} \text{ ones}$

$43 = \underline{\quad} \text{ tens } \underline{\quad} \text{ ones}$

$42 = \underline{\quad} \text{ tens } \underline{\quad} \text{ ones}$

$64 = \underline{\quad} \text{ tens } \underline{\quad} \text{ ones}$

VISUAL PLACE VALUE

Combining Tens and Ones

Identify the number of "tens" and "ones" in each given two-digit number:

Example: $70 = \underline{7}$ tens $\underline{0}$ ones

$45 = \underline{\quad} \text{ tens } \underline{\quad} \text{ ones}$

$81 = \underline{\quad} \text{ tens } \underline{\quad} \text{ ones}$

$80 = \underline{\quad} \text{ tens } \underline{\quad} \text{ ones}$

$69 = \underline{\quad} \text{ tens } \underline{\quad} \text{ ones}$

$19 = \underline{\quad} \text{ tens } \underline{\quad} \text{ ones}$

$72 = \underline{\quad} \text{ tens } \underline{\quad} \text{ ones}$

$55 = \underline{\quad} \text{ tens } \underline{\quad} \text{ ones}$

$33 = \underline{\quad} \text{ tens } \underline{\quad} \text{ ones}$

$34 = \underline{\quad} \text{ tens } \underline{\quad} \text{ ones}$

$74 = \underline{\quad} \text{ tens } \underline{\quad} \text{ ones}$

$61 = \underline{\quad} \text{ tens } \underline{\quad} \text{ ones}$

$35 = \underline{\quad} \text{ tens } \underline{\quad} \text{ ones}$

$38 = \underline{\quad} \text{ tens } \underline{\quad} \text{ ones}$

$41 = \underline{\quad} \text{ tens } \underline{\quad} \text{ ones}$

$97 = \underline{\quad} \text{ tens } \underline{\quad} \text{ ones}$

$25 = \underline{\quad} \text{ tens } \underline{\quad} \text{ ones}$

VISUAL PLACE VALUE

Combining Tens and Ones

Identify the number of "tens" and "ones" in each given two-digit number:

Example: $66 = \underline{6}$ tens $\underline{6}$ ones

$29 = \underline{\quad} \text{ tens } \underline{\quad} \text{ ones}$

$90 = \underline{\quad} \text{ tens } \underline{\quad} \text{ ones}$

$71 = \underline{\quad} \text{ tens } \underline{\quad} \text{ ones}$

$32 = \underline{\quad} \text{ tens } \underline{\quad} \text{ ones}$

$88 = \underline{\quad} \text{ tens } \underline{\quad} \text{ ones}$

$18 = \underline{\quad} \text{ tens } \underline{\quad} \text{ ones}$

$68 = \underline{\quad} \text{ tens } \underline{\quad} \text{ ones}$

$28 = \underline{\quad} \text{ tens } \underline{\quad} \text{ ones}$

$21 = \underline{\quad} \text{ tens } \underline{\quad} \text{ ones}$

$84 = \underline{\quad} \text{ tens } \underline{\quad} \text{ ones}$

$51 = \underline{\quad} \text{ tens } \underline{\quad} \text{ ones}$

$53 = \underline{\quad} \text{ tens } \underline{\quad} \text{ ones}$

$83 = \underline{\quad} \text{ tens } \underline{\quad} \text{ ones}$

$40 = \underline{\quad} \text{ tens } \underline{\quad} \text{ ones}$

$59 = \underline{\quad} \text{ tens } \underline{\quad} \text{ ones}$

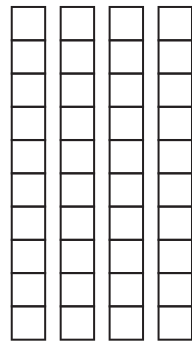
$95 = \underline{\quad} \text{ tens } \underline{\quad} \text{ ones}$

VISUAL PLACE VALUE

Combining Tens and Ones

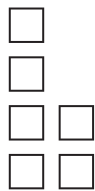
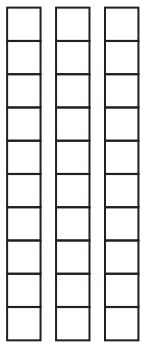
Identify the number represented by the given model:

Example:




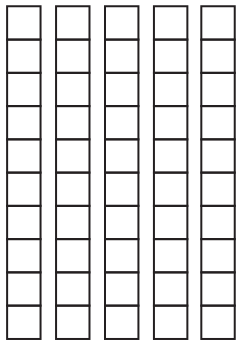
66 47

42 54



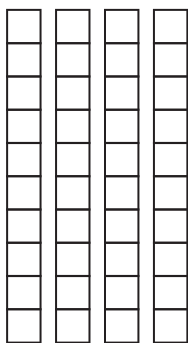
55 20 67

35 81 36



12 39 71

59 54 40



58 44 91

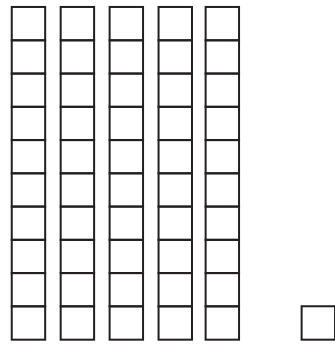
70 31 46

VISUAL PLACE VALUE

Combining Tens and Ones

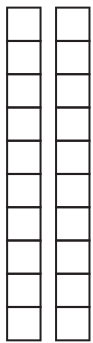
Identify the number represented by the given model:

Example:



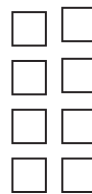

50 29

51 33



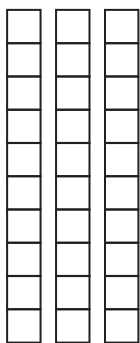
26 20 67

87 39 44



25 64 68

48 71 40




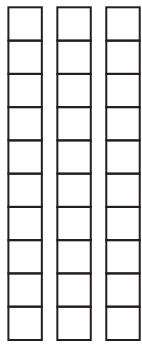
19 53 38

90 33 51

VISUAL PLACE VALUE

Combining Tens and Ones

Identify the number represented by the given model:



98


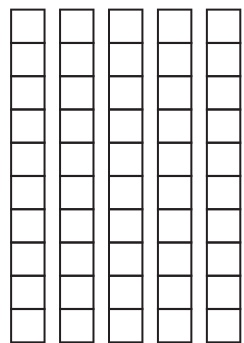
70

41

39

33

35



26

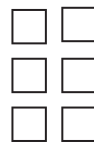
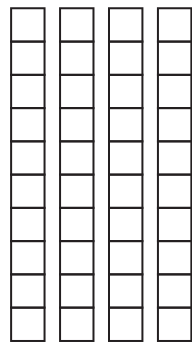
55

67

18

27

51



77


81

68

49

30

46



22

49

62

63

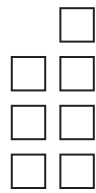
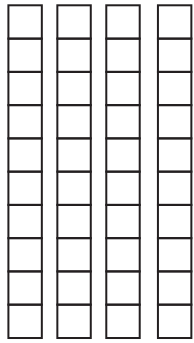
34

51

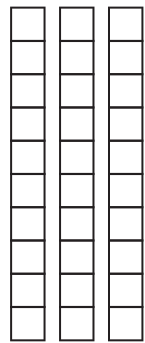
VISUAL PLACE VALUE

Combining Tens and Ones

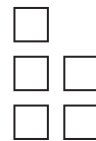
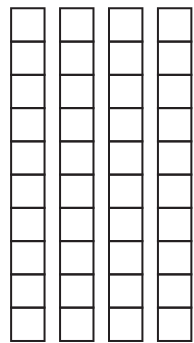
Identify the number represented by the given model:



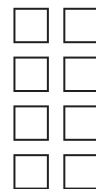
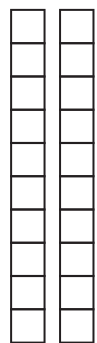
$$= \underline{4} \text{ tens} + \underline{7} \text{ ones} = \underline{47}$$



$$= \underline{\quad} \text{ tens} + \underline{\quad} \text{ ones} = \underline{\quad}$$



$$= \underline{\quad} \text{ tens} + \underline{\quad} \text{ ones} = \underline{\quad}$$

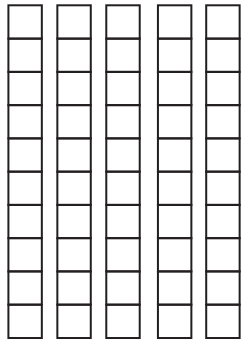


$$= \underline{\quad} \text{ tens} + \underline{\quad} \text{ ones} = \underline{\quad}$$


VISUAL PLACE VALUE

Combining Tens and Ones


Identify the number represented by the given model:



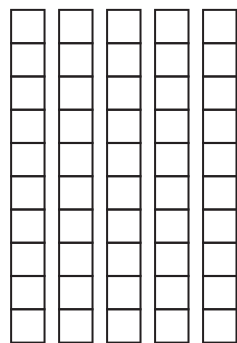
$$= \underline{5} \text{ tens} + \underline{0} \text{ ones} = \underline{50}$$



$$\begin{array}{c} \square \square \\ \square \square \\ \square \square \end{array} = \underline{\quad} \text{ tens} + \underline{\quad} \text{ ones} = \underline{\quad}$$



$$= \underline{\quad} \text{ tens} + \underline{\quad} \text{ ones} = \underline{\quad}$$



$$\begin{array}{c} \square \\ \square \square \end{array} = \underline{\quad} \text{ tens} + \underline{\quad} \text{ ones} = \underline{\quad}$$

VISUAL PLACE VALUE

Combining Hundreds, Tens and Ones

Color the place value of the underlined number:

Example:

hundreds	tens	ones
62 <u>4</u>		

hundreds	tens	ones
<u>3</u> 84		

hundreds	tens	ones
72 <u>0</u>		

hundreds	tens	ones
1 <u>5</u> 2		

hundreds	tens	ones
4 <u>8</u> 1		

hundreds	tens	ones
3 <u>9</u> 4		

hundreds	tens	ones
<u>5</u> 10		

hundreds	tens	ones
8 <u>1</u> 4		

hundreds	tens	ones
6 <u>7</u> 2		

VISUAL PLACE VALUE

Combining Hundreds, Tens and Ones

Color the place value of the underlined number:

Example:

hundreds	tens	ones
4 <u>0</u> 8		

hundreds	tens	ones
5 <u>2</u> 0		

hundreds	tens	ones
5 <u>5</u> 3		

hundreds	tens	ones
3 <u>2</u> 5		

hundreds	tens	ones
<u>7</u> 04		

hundreds	tens	ones
4 <u>0</u> 0		

hundreds	tens	ones
6 <u>5</u> 7		

hundreds	tens	ones
<u>1</u> 79		

hundreds	tens	ones
8 <u>1</u> 4		

VISUAL PLACE VALUE

Combining Hundreds, Tens and Ones

Color the place value of the underlined number:

Example:

hundreds	tens	ones
<u>3</u> 85		

hundreds	tens	ones
2 <u>4</u> 4		

hundreds	tens	ones
9 <u>2</u> 1		

hundreds	tens	ones
<u>5</u> 00		

hundreds	tens	ones
6 <u>1</u> 4		

hundreds	tens	ones
7 <u>3</u> 2		

hundreds	tens	ones
<u>1</u> 87		

hundreds	tens	ones
6 <u>4</u> 2		

hundreds	tens	ones
5 <u>4</u> 9		

VISUAL PLACE VALUE

Combining Hundreds, Tens and Ones

Write the correct number in the box:

Example: $536 = 500 + 30 + \boxed{6}$
 $= 5 \text{ hundreds} + 3 \text{ tens} + 6 \text{ ones}$

$$567 = 500 + 60 + \boxed{}$$

$$540 = 500 + 40 + \boxed{}$$

$$724 = 700 + 20 + \boxed{}$$

$$281 = 200 + 80 + \boxed{}$$

$$392 = 300 + 90 + \boxed{}$$

$$184 = 100 + 80 + \boxed{}$$

$$457 = 400 + 50 + \boxed{}$$

$$892 = 800 + 90 + \boxed{}$$

VISUAL PLACE VALUE

Combining Hundreds, Tens and Ones

Write the correct number in the box:

Example: $384 = 300 + 80 + \boxed{4}$
 $= 3 \text{ hundreds} + 8 \text{ tens} + 4 \text{ ones}$

$$287 = 200 + 80 + \boxed{}$$

$$146 = 100 + 40 + \boxed{}$$

$$841 = 800 + 40 + \boxed{}$$

$$765 = 700 + 60 + \boxed{}$$

$$475 = 400 + 70 + \boxed{}$$

$$658 = 600 + 50 + \boxed{}$$

$$395 = 300 + 90 + \boxed{}$$

$$547 = 500 + 40 + \boxed{}$$

VISUAL PLACE VALUE

Combining Hundreds, Tens and Ones

Write the correct number in the box:

Example: $582 = 500 + \boxed{8} + 2$
 $= 5 \text{ hundreds} + 8 \text{ tens} + 2 \text{ ones}$

$$654 = 600 + \boxed{} + 4$$

$$639 = 600 + \boxed{} + 9$$

$$951 = 900 + \boxed{} + 1$$

$$185 = 100 + \boxed{} + 5$$

$$357 = 300 + \boxed{} + 7$$

$$907 = 900 + \boxed{} + 7$$

$$754 = 700 + \boxed{} + 4$$

$$540 = 500 + \boxed{} + 0$$

VISUAL PLACE VALUE

Combining Hundreds, Tens and Ones

Write the correct number in the box:

Example: $345 = \boxed{300} + 40 + 5$
 $= 3 \text{ hundreds} + 4 \text{ tens} + 5 \text{ ones}$

$$850 = \boxed{} + 50 + 0$$

$$521 = \boxed{} + 20 + 1$$

$$737 = \boxed{} + 30 + 7$$

$$522 = \boxed{} + 20 + 2$$

$$660 = \boxed{} + 60 + 0$$

$$484 = \boxed{} + 80 + 4$$

$$883 = \boxed{} + 80 + 3$$

$$632 = \boxed{} + 30 + 2$$

VISUAL PLACE VALUE

Combining Hundreds, Tens and Ones

Write the correct number in the box:

$$583 = \square + 80 + 3$$

$$272 = 200 + 70 + \square$$

$$441 = 400 + 40 + \square$$

$$708 = 700 + \square + 8$$

$$552 = \square + 50 + 2$$

$$375 = \square + 70 + \square$$

$$229 = 200 + \square + 9$$

$$978 = \square + \square + 8$$

$$471 = \square + 70 + 1$$

$$741 = 700 + \square + 1$$

VISUAL PLACE VALUE

Combining Hundreds, Tens and Ones

Write the number that is same as the word:

Example: Three hundreds, five tens, two ones,

$$= \boxed{300} \boxed{50} \boxed{2}$$

Eight hundreds, four tens, seven ones,

$$= \boxed{} \boxed{} \boxed{}$$

Five hundreds, two tens, nine ones,

$$= \boxed{} \boxed{} \boxed{}$$

Two hundreds, four tens, three ones,

$$= \boxed{} \boxed{} \boxed{}$$

Seven hundreds, nine tens, nine ones,

$$= \boxed{} \boxed{} \boxed{}$$

VISUAL PLACE VALUE

Combining Hundreds, Tens and Ones

Write the value of the underlined digit:

1. $6\underline{8}5 = \underline{80}$

2. $\underline{3}76 = \underline{\quad}$

3. $1\underline{7}3 = \underline{\quad}$

4. $2\underline{9}0 = \underline{\quad}$

5. $7\underline{1}0 = \underline{\quad}$

6. $\underline{2}41 = \underline{\quad}$

7. $3\underline{3}0 = \underline{\quad}$

8. $7\underline{4}1 = \underline{\quad}$

9. $6\underline{5}2 = \underline{\quad}$

10. $9\underline{3}2 = \underline{\quad}$

11. $\underline{4}71 = \underline{\quad}$

12. $\underline{9}20 = \underline{\quad}$

13. $4\underline{5}7 = \underline{\quad}$

14. $4\underline{4}0 = \underline{\quad}$

15. $7\underline{8}4 = \underline{\quad}$

16. $3\underline{8}3 = \underline{\quad}$

17. $4\underline{7}7 = \underline{\quad}$

18. $\underline{5}53 = \underline{\quad}$

19. $6\underline{6}2 = \underline{\quad}$

20. $4\underline{4}7 = \underline{\quad}$

21. $8\underline{9}2 = \underline{\quad}$

22. $\underline{1}18 = \underline{\quad}$

VISUAL PLACE VALUE

Combining Hundreds, Tens and Ones

Write each number in standard form:

Example: $300 + 20 + 7 = \underline{327}$

$600 + 40 + 5 = \underline{\quad}$

$900 + 30 + 1 = \underline{\quad}$

$400 + 40 + 2 = \underline{\quad}$

$700 + 80 + 5 = \underline{\quad}$

$300 + 70 + 7 = \underline{\quad}$

$200 + 10 + 8 = \underline{\quad}$

$600 + 50 + 1 = \underline{\quad}$

$100 + 60 + 9 = \underline{\quad}$

$600 + 20 + 6 = \underline{\quad}$

$500 + 50 + 5 = \underline{\quad}$

$800 + 10 + 7 = \underline{\quad}$

$700 + 90 + 0 = \underline{\quad}$

$300 + 70 + 4 = \underline{\quad}$

$400 + 70 + 7 = \underline{\quad}$

VISUAL PLACE VALUE

Combining Hundreds, Tens and Ones

Write each number in expanded form:

Example: $652 = \underline{600 + 50 + 2}$

$951 = \underline{\hspace{2cm}}$

$660 = \underline{\hspace{2cm}}$

$504 = \underline{\hspace{2cm}}$

$408 = \underline{\hspace{2cm}}$

$677 = \underline{\hspace{2cm}}$

$443 = \underline{\hspace{2cm}}$

$211 = \underline{\hspace{2cm}}$

$882 = \underline{\hspace{2cm}}$

$480 = \underline{\hspace{2cm}}$

$910 = \underline{\hspace{2cm}}$

$309 = \underline{\hspace{2cm}}$

$195 = \underline{\hspace{2cm}}$

$722 = \underline{\hspace{2cm}}$

$280 = \underline{\hspace{2cm}}$

VISUAL PLACE VALUE

Combining Hundreds, Tens and Ones

Fill in the circle by the correct answer:

5 tens
3 ones

- 47 24
 53 31

2 tens
7 ones

- 87 27
 20 21

3 hundreds
6 tens
1 ones

- 361 61
 53 370

7 hundreds
0 tens
2 ones

- 47 24
 702 31

2 hundreds
4 tens
0 ones

- 331 220
 240 70

1 hundreds
7 tens
9 ones

- 80 179
 544 31

9 hundreds
4 tens
7 ones

- 361 470
 947 324

5 hundreds
3 tens
9 ones

- 539 20
 447 33

7 hundreds
5 tens
0 ones

- 634 750
 208 442

2 hundreds
7 tens
9 ones

- 258 207
 550 279

VISUAL PLACE VALUE

Combining Hundreds, Tens and Ones

Fill in the circle by the correct answer:

1 hundreds 160 520
6 tens 201 42
0 ones

3 hundreds 47 350
5 tens 295 754
0 ones

9 hundreds 361 55
4 tens 947 330
7 ones

1 hundreds 122 84
2 tens 700 781
2 ones

8 hundreds 351 720
0 tens 260 804
4 ones

3 hundreds 348 279
4 tens 404 337
8 ones

5 hundreds 261 774
4 tens 543 525
3 ones

6 hundreds 659 245
5 tens 247 258
9 ones

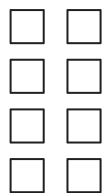

5 hundreds 634 552
5 tens 208 442
2 ones

6 hundreds 208 707
4 tens 649 279
9 ones

VISUAL PLACE VALUE

Combining Hundreds, Tens and Ones

Fill in the circle by the correct answer:

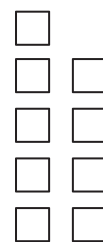
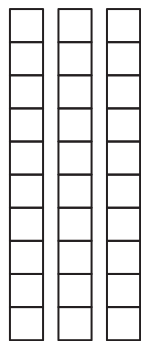


87

88

40

34





39

47

95

50

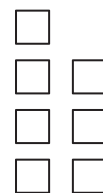
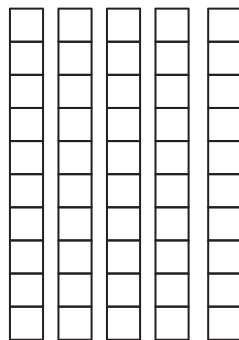


55

84

45

21


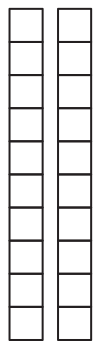


59

33

40

57

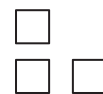
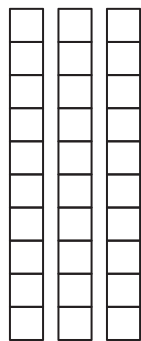


66

60

29

34

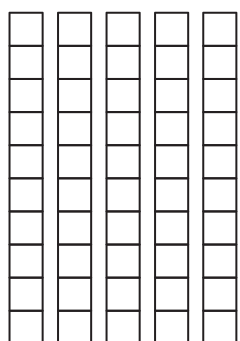


33

70

64

19

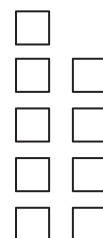
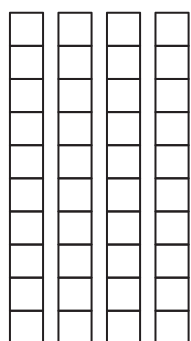


10

25

39

52



77

49

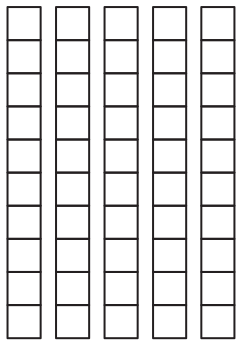
36

48

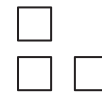
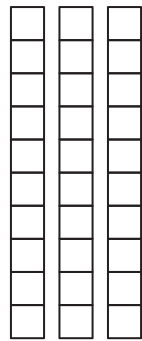
VISUAL PLACE VALUE

Combining Hundreds, Tens and Ones

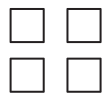
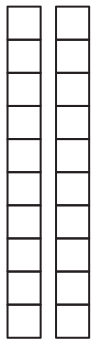
Fill in the circle by the correct answer:



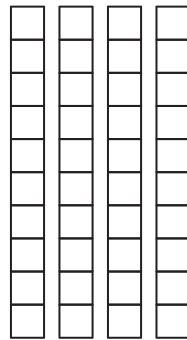
- 87
- 88
- 50
- 34



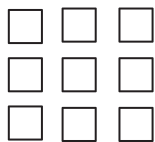
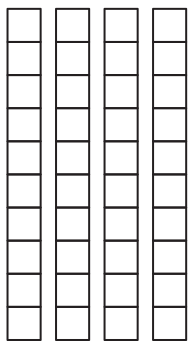
- 64
- 33
- 21
- 50



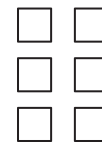

- 19
- 24
- 45
- 60




- 19
- 90
- 42
- 41



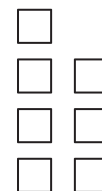
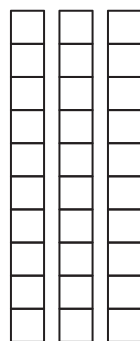
- 49
- 55
- 30
- 58



- 20
- 49
- 56
- 19



- 33
- 79
- 39
- 60



- 37
- 50
- 22
- 17

VISUAL PLACE VALUE

Combining Hundreds, Tens and Ones

Fill in the circle by the correct answer:

$300 + 50 + 3$

334 731

284 353

$700 + 20 + 2$

722 731

184 853

$100 + 70 + 9$

134 931

179 250

$500 + 10 + 2$

633 250

512 553

$200 + 80 + 8$

334 288

284 850

$800 + 20 + 8$

544 303

484 828

$900 + 40 + 4$

434 139

944 553

$400 + 80 + 8$

488 701

884 500

$300 + 40 + 7$

234 347

437 707

$500 + 90 + 9$

730 631

599 259

VISUAL PLACE VALUE

Combining Hundreds, Tens and Ones

Fill in the circle by the correct answer:

284

$700 + 10 + 2$

$200 + 80 + 4$

$400 + 20 + 1$

$100 + 40 + 0$

812

$800 + 10 + 2$

$200 + 50 + 7$

$500 + 20 + 7$

$800 + 30 + 4$

580

$200 + 90 + 1$

$700 + 40 + 7$

$500 + 80 + 0$

$100 + 60 + 6$

117

$900 + 10 + 1$

$200 + 80 + 2$

$700 + 70 + 7$

$100 + 10 + 7$

614

$600 + 10 + 4$

$700 + 10 + 8$

$900 + 40 + 7$

$500 + 70 + 2$

319

$800 + 0 + 9$

$300 + 10 + 9$

$200 + 40 + 4$

$500 + 80 + 9$

404

$700 + 70 + 1$

$500 + 20 + 8$

$400 + 0 + 4$

$100 + 90 + 9$

914

$700 + 10 + 9$

$500 + 20 + 2$

$400 + 50 + 8$

$900 + 10 + 4$

770

$700 + 70 + 0$

$500 + 40 + 1$

$200 + 80 + 7$

$600 + 30 + 3$

220

$800 + 10 + 4$

$400 + 20 + 8$

$200 + 20 + 0$

$400 + 90 + 9$

VISUAL PLACE VALUE

Combining Hundreds, Tens and Ones

Fill in the circle by the correct answer:

507

- $500 + 0 + 7$
- $400 + 70 + 0$
- $300 + 10 + 1$
- $900 + 40 + 0$

112

- $600 + 70 + 5$
- $100 + 10 + 2$
- $600 + 70 + 7$
- $300 + 30 + 5$

209

- $200 + 0 + 9$
- $300 + 50 + 7$
- $700 + 70 + 7$
- $200 + 40 + 6$

337

- $300 + 30 + 7$
- $800 + 70 + 6$
- $500 + 70 + 7$
- $700 + 10 + 7$

414

- $500 + 10 + 0$
- $400 + 10 + 4$
- $100 + 70 + 1$
- $300 + 20 + 2$

411

- $200 + 0 + 8$
- $600 + 10 + 4$
- $500 + 40 + 7$
- $400 + 10 + 1$

910

- $600 + 40 + 4$
- $700 + 60 + 4$
- $100 + 70 + 0$
- $900 + 10 + 0$

814

- $800 + 10 + 4$
- $100 + 90 + 8$
- $800 + 40 + 0$
- $400 + 40 + 4$

670

- $800 + 10 + 0$
- $500 + 40 + 1$
- $600 + 70 + 0$
- $800 + 10 + 1$

329

- $700 + 20 + 4$
- $300 + 20 + 9$
- $500 + 30 + 1$
- $700 + 80 + 0$

VISUAL PLACE VALUE

Combining Hundreds, Tens and Ones

Find the correct place value of the number:

In **472**, in which place is the 7

- hundreds
- tens
- ones

In **502**, in which place is the 2

- hundreds
- tens
- ones

In **210**, in which place is the 0

- hundreds
- tens
- ones

In **741**, in which place is the 4

- hundreds
- tens
- ones

In **654**, in which place is the 6

- hundreds
- tens
- ones

In **235**, in which place is the 2

- hundreds
- tens
- ones

In **307**, in which place is the 7

- hundreds
- tens
- ones

In **951**, in which place is the 5

- hundreds
- tens
- ones

In **707**, in which place is the 0

- hundreds
- tens
- ones

In **639**, in which place is the 3

- hundreds
- tens
- ones

VISUAL PLACE VALUE

Combining Hundreds, Tens and Ones

Find the correct place value of the number:

In **852**, in which place is the 2

- hundreds
- tens
- ones

In **170**, in which place is the 1

- hundreds
- tens
- ones

In **321**, in which place is the 2

- hundreds
- tens
- ones

In **914**, in which place is the 4

- hundreds
- tens
- ones

In **874**, in which place is the 7

- hundreds
- tens
- ones

In **108**, in which place is the 0

- hundreds
- tens
- ones

In **457**, in which place is the 7

- hundreds
- tens
- ones

In **687**, in which place is the 6

- hundreds
- tens
- ones

In **487**, in which place is the 4

- hundreds
- tens
- ones


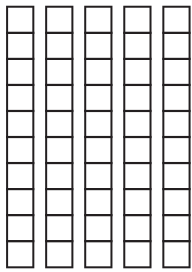
In **784**, in which place is the 4

- hundreds
- tens
- ones

VISUAL PLACE VALUE

Combining Hundreds, Tens and Ones

Write the correct number for tens, and ones in the space provided:



How many tens ?


5

How many ones ?

6

Write the number


56



How many tens ?

How many ones ?


Write the number



How many tens ?

How many ones ?

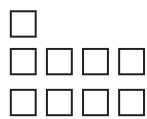

Write the number



How many tens ?

How many ones ?

Write the number



How many tens ?


How many ones ?

Write the number

VISUAL PLACE VALUE

Combining Hundreds, Tens and Ones

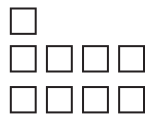
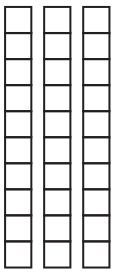
Write the correct number for tens, and ones in the space provided:



How many tens ? 6

How many ones ? 0

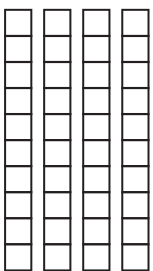
Write the number 60



How many tens ? _____

How many ones ? _____


Write the number _____



How many tens ? _____

How many ones ? _____



Write the number _____



How many tens ? _____

How many ones ? _____

Write the number _____



How many tens ? _____

How many ones ? _____

Write the number _____

VISUAL PLACE VALUE

Combining Hundreds, Tens and Ones

Write each number in expanded form: Then write the number:

6 hundreds **5** tens **3** ones

$$\underline{6}00 + \underline{5}0 + \underline{3}$$

356

4 hundreds **3** tens **7** ones

$$\underline{\quad} + \underline{\quad} + \underline{\quad}$$

3 hundreds **3** tens **0** ones

$$\underline{\quad} + \underline{\quad} + \underline{\quad}$$

7 hundreds **3** tens **1** ones

$$\underline{\quad} + \underline{\quad} + \underline{\quad}$$

7 hundreds **1** tens **2** ones

$$\underline{\quad} + \underline{\quad} + \underline{\quad}$$

1 hundreds **7** tens **7** ones

$$\underline{\quad} + \underline{\quad} + \underline{\quad}$$

4 hundreds **3** tens **7** ones

$$\underline{\quad} + \underline{\quad} + \underline{\quad}$$

8 hundreds **4** tens **4** ones

$$\underline{\quad} + \underline{\quad} + \underline{\quad}$$

3 hundreds **5** tens **4** ones

$$\underline{\quad} + \underline{\quad} + \underline{\quad}$$

5 hundreds **1** tens **8** ones

$$\underline{\quad} + \underline{\quad} + \underline{\quad}$$

VISUAL PLACE VALUE

Combining Hundreds, Tens and Ones

Write each number in expanded form: Then write the number:

9 hundreds **0** tens **7** ones

$$\underline{\quad} + \underline{\quad} + \underline{\quad}$$
$$\underline{\quad}$$

8 hundreds **1** tens **0** ones

$$\underline{\quad} + \underline{\quad} + \underline{\quad}$$
$$\underline{\quad}$$

7 hundreds **2** tens **0** ones

$$\underline{\quad} + \underline{\quad} + \underline{\quad}$$
$$\underline{\quad}$$

2 hundreds **7** tens **8** ones

$$\underline{\quad} + \underline{\quad} + \underline{\quad}$$
$$\underline{\quad}$$

4 hundreds **5** tens **9** ones

$$\underline{\quad} + \underline{\quad} + \underline{\quad}$$
$$\underline{\quad}$$

8 hundreds **8** tens **0** ones

$$\underline{\quad} + \underline{\quad} + \underline{\quad}$$
$$\underline{\quad}$$

5 hundreds **2** tens **8** ones

$$\underline{\quad} + \underline{\quad} + \underline{\quad}$$
$$\underline{\quad}$$

1 hundreds **8** tens **9** ones

$$\underline{\quad} + \underline{\quad} + \underline{\quad}$$
$$\underline{\quad}$$

8 hundreds **0** tens **2** ones

$$\underline{\quad} + \underline{\quad} + \underline{\quad}$$
$$\underline{\quad}$$

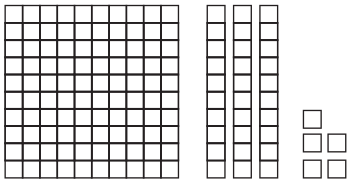
5 hundreds **0** tens **7** ones

$$\underline{\quad} + \underline{\quad} + \underline{\quad}$$
$$\underline{\quad}$$

VISUAL PLACE VALUE

Combining Hundreds, Tens and Ones

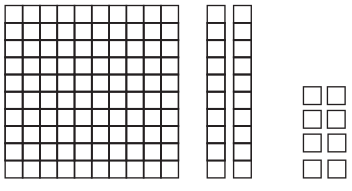




Write each number in expanded form:

Number	Picture	Word	Expanded Form
135		1 hundred 3 tens 5 ones	$100 + 30 + 5 = 135$
109	<hr/> <hr/> <hr/>	_____ hundred _____ tens _____ ones	____ + ____ + ____ = ____
147	<hr/> <hr/> <hr/>	_____ hundred _____ tens _____ ones	____ + ____ + ____ = ____
139	<hr/> <hr/> <hr/>	_____ hundred _____ tens _____ ones	____ + ____ + ____ = ____
170	<hr/> <hr/> <hr/>	_____ hundred _____ tens _____ ones	____ + ____ + ____ = ____

VISUAL PLACE VALUE

Combining Hundreds, Tens and Ones

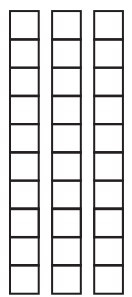
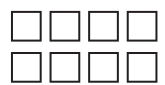
Write each number in expanded form:

Number	Picture	Word	Expanded Form
128		1 hundred 2 tens 8 ones	$100 + 20 + 8 = 128$
120		_____ hundred _____ tens _____ ones	____ + ____ + ____ = ____
141		_____ hundred _____ tens _____ ones	____ + ____ + ____ = ____
150		_____ hundred _____ tens _____ ones	____ + ____ + ____ = ____
133		_____ hundred _____ tens _____ ones	____ + ____ + ____ = ____

VISUAL PLACE VALUE

Combining Hundreds, Tens and Ones

Draw and write the tens and ones:

tens	ones
	
3	8

=

tens	ones
5	7

=

tens	ones
4	9

=

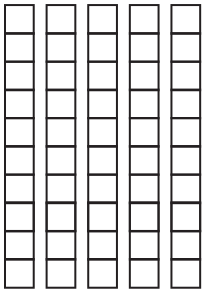
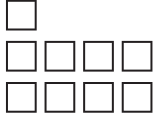
tens	ones
2	7

=

VISUAL PLACE VALUE

Combining Hundreds, Tens and Ones

Draw and write the tens and ones:

tens	ones
	
5	9

=

tens	ones
3	3

=

tens	ones
4	2

=

tens	ones
5	0

=

VISUAL PLACE VALUE

Combining Hundreds, Tens and Ones

write the place value for each numeral on the chart

	hundreds	tens	ones
379 =	<u> 3 </u>	<u> 7 </u>	<u> 9 </u>

	hundreds	tens	ones
608 =	<u> </u>	<u> </u>	<u> </u>

	hundreds	tens	ones
533 =	<u> </u>	<u> </u>	<u> </u>

	hundreds	tens	ones
379 =	<u> </u>	<u> </u>	<u> </u>

	hundreds	tens	ones
760 =	<u> </u>	<u> </u>	<u> </u>

	hundreds	tens	ones
492 =	<u> </u>	<u> </u>	<u> </u>

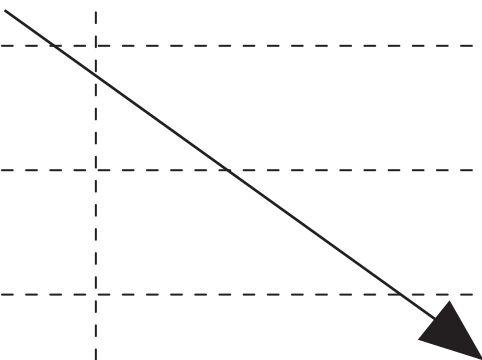
	hundreds	tens	ones
287 =	<u> </u>	<u> </u>	<u> </u>

VISUAL PLACE VALUE

Combining Hundreds, Tens and Ones

draw a line to match the number to the words:

406	7 hundreds 2 tens and 4 ones
724	6 hundreds 3 tens and 2 ones
620	1 hundreds 8 tens and 0 ones
905	4 hundreds 0 tens and 6 ones
632	3 hundreds 5 tens and 0 ones
708	4 hundreds 5 tens and 0 ones
180	5 hundreds 2 tens and 0 ones
350	6 hundreds 2 tens and 0 ones
520	9 hundreds 3 tens and 2 ones
450	9 hundreds 0 tens and 5 ones
932	1 hundreds 4 tens and 7 ones
147	7 hundreds 0 tens and 8 ones



VISUAL PLACE VALUE

Combining Hundreds, Tens and Ones

draw a line to match the number to the words:

390

3 hundreds 8 tens and 0 ones

544

6 hundreds 6 tens and 2 ones

187

1 hundreds 8 tens and 7 ones

257

6 hundreds 5 tens and 8 ones

662

5 hundreds 4 tens and 4 ones

488

7 hundreds 2 tens and 2 ones

380

3 hundreds 9 tens and 0 ones

722

2 hundreds 5 tens and 7 ones

658

4 hundreds 8 tens and 8 ones

551

2 hundreds 9 tens and 1 ones

177

1 hundreds 7 tens and 7 ones

291

5 hundreds 5 tens and 1 ones

